

Creative Writing

Engaging Teenagers with Fun Activities for Productive Outcomes

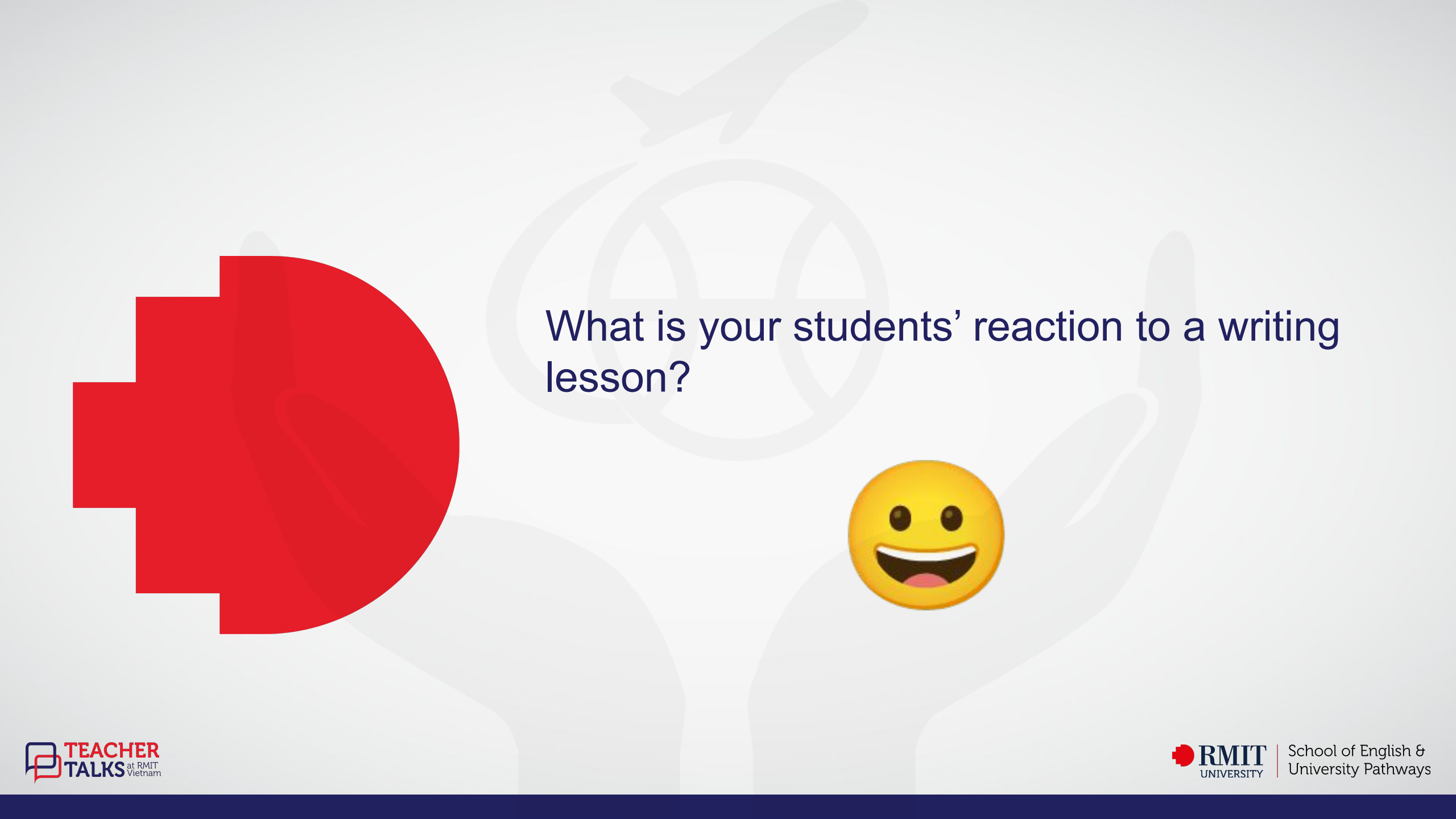
Presenter: Huyen Nguyen

Position title: Teacher, Co-founder, Academic Manager

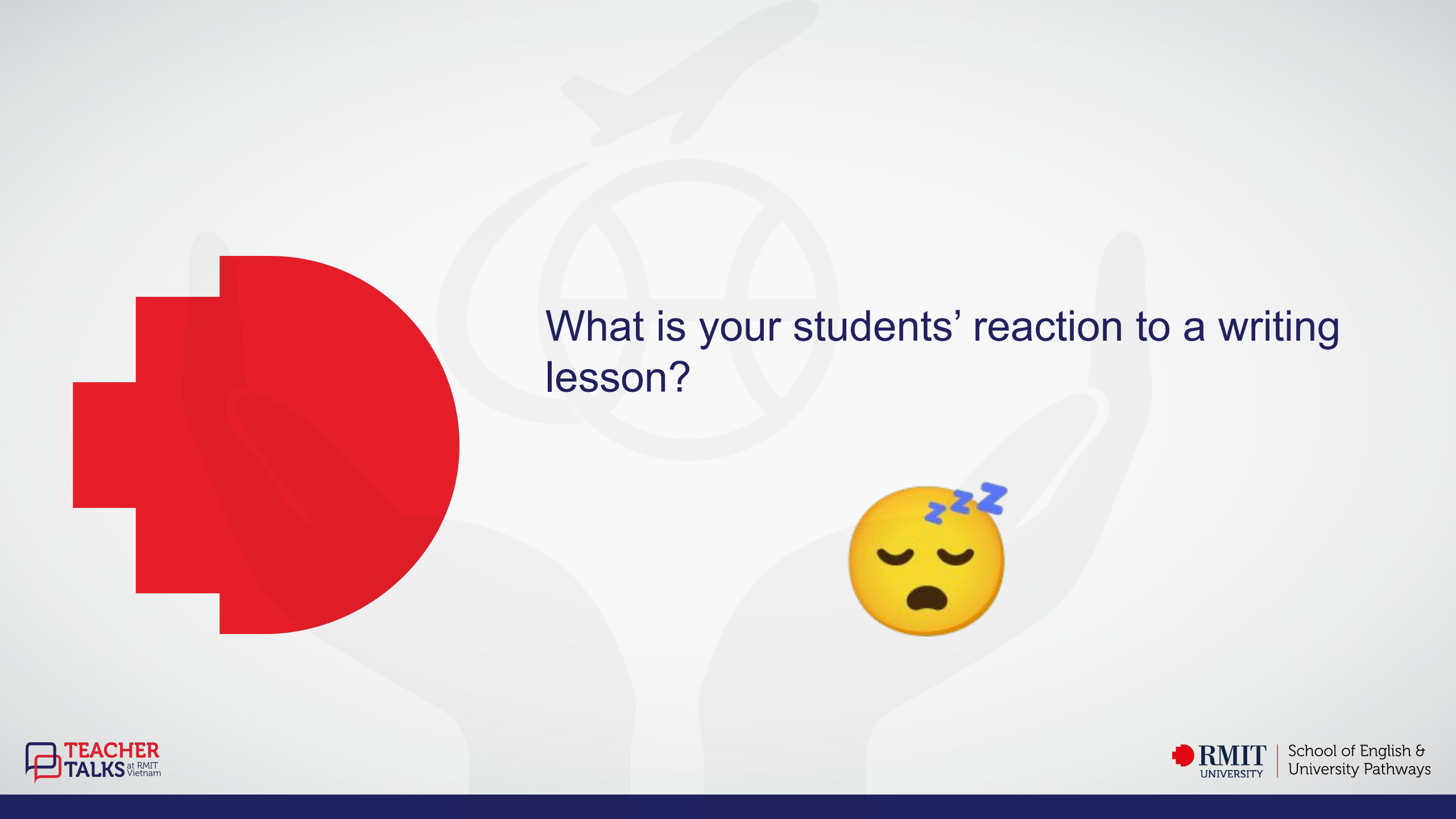
Institute: E.C.H.O Organization

Email: dieuhuyennguyenmai@gmail.com

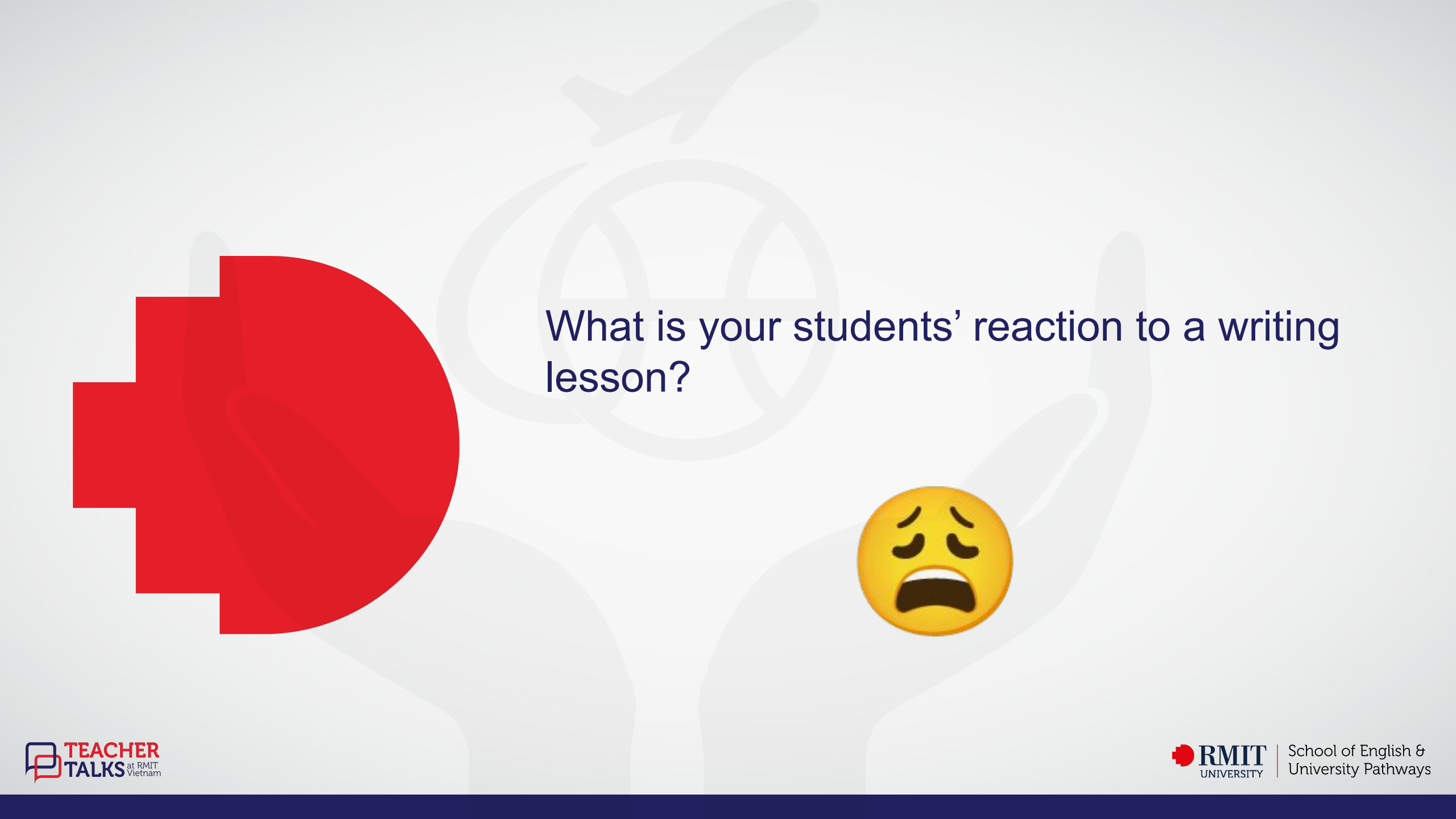





What is your students' reaction to a writing lesson?



What is your students' reaction to a writing lesson?




What is your students' reaction to a writing lesson?



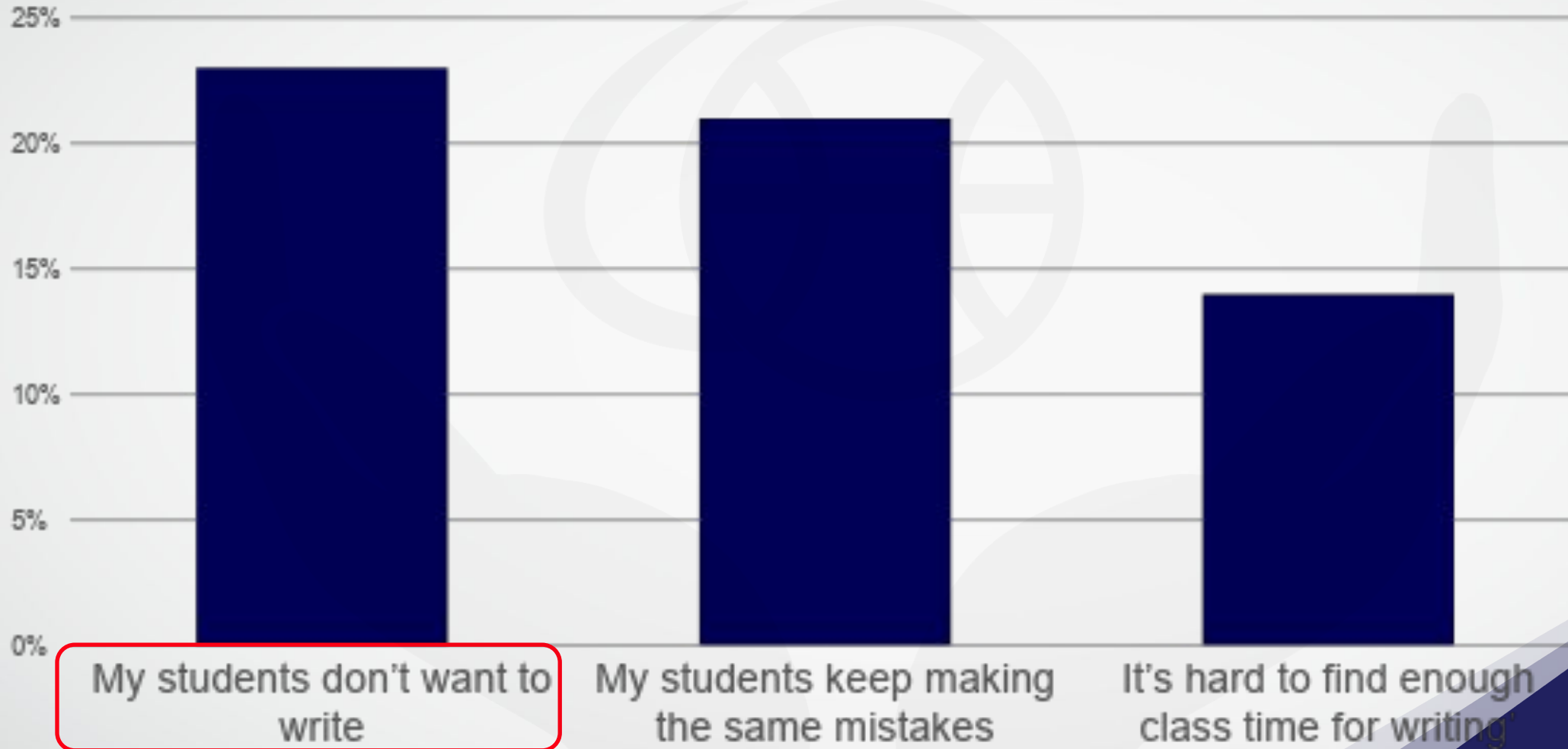

“I don’t want to write”

“oh no!”

“Again!”





Over 450 teachers tell us the top writing challenges they face in the classroom



Activities/techniques to engage your students

1. Using pictures, sounds
2. Using creative writing prompts
3. Collaborative Writing





1. Lesson objectives:
 - Narrative Writing
 - Review and practice past tenses
2. Level: B1 or higher



A picture is worth a thousand words

In 2 minutes, make 5 Wh-questions that can help you know more about the two children in the photo

1. When...?
2. Where...?
3. Who..?
4. What...?
5. How...?



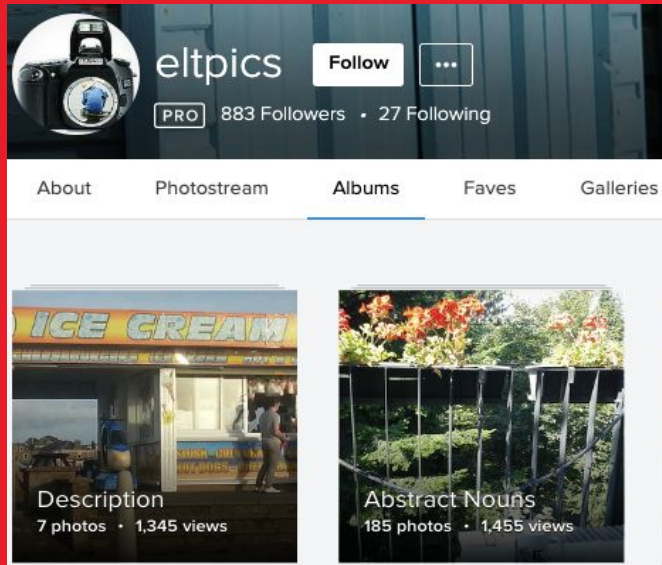


A picture is worth a thousand words

- Make up the answer for the questions you receive.
- Write a 100-word story using the answers you give.
- Now share the story with the other groups.



Pictures Resources




The eltpics idea sites



<https://wepik.com/ai>



Your photos



Lesson objectives:

- Writing a process description
- Review and practice passive voice

Level: A2




Stimulus Sounds



- Listening to a mix of sounds, write down what sound you can hear
- What is being cooked?
- Now use passive voice to describe the process

1. First, _____
2. Next, _____
3. Then, _____
4. Finally, _____





Lesson objectives:

- Narrative Writing
- Review and practice past tenses

Level: B1 or higher




Writing Prompts

First line starter


“The waves crashed against the sand. I plopped my back down and spread out my towel. It was going to be a wonderful day. Just then...”




Storyboard



**Setting and
characters**


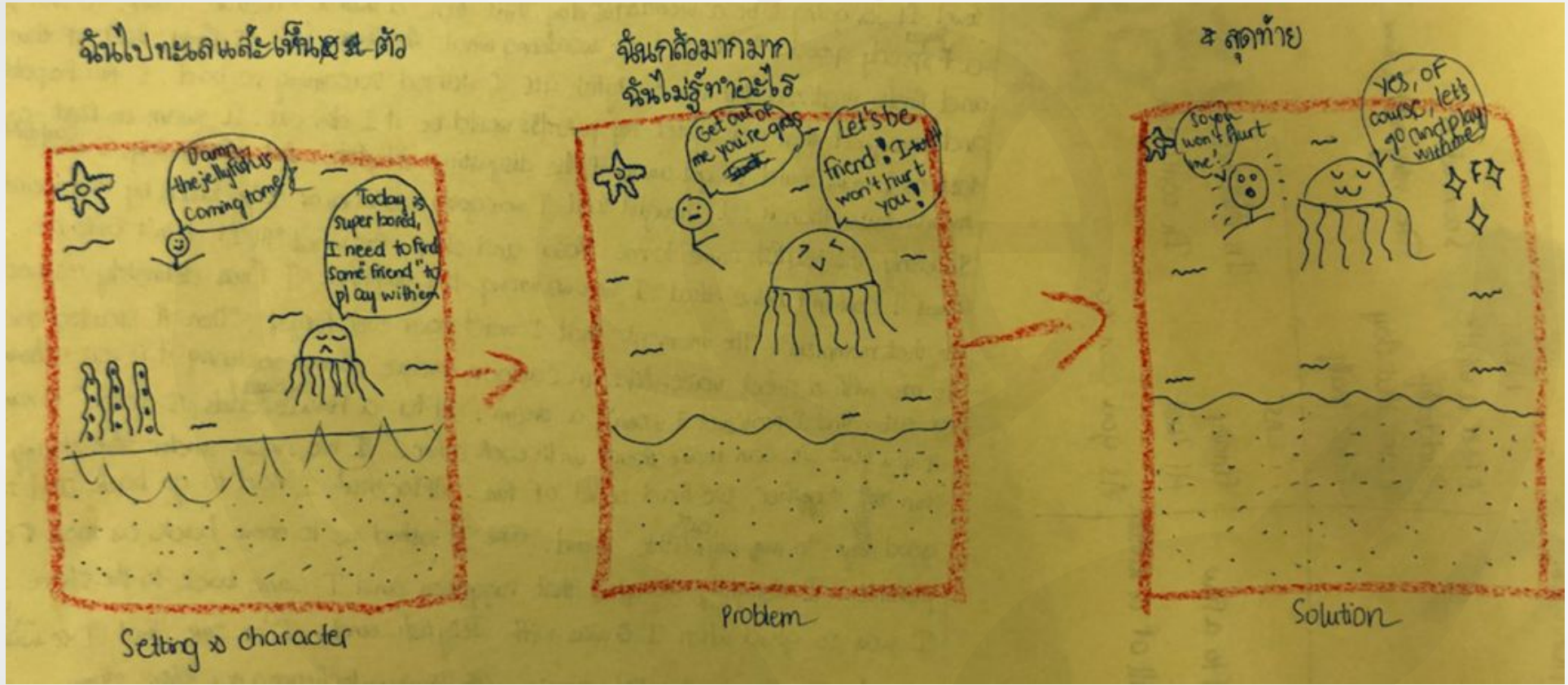


Problem

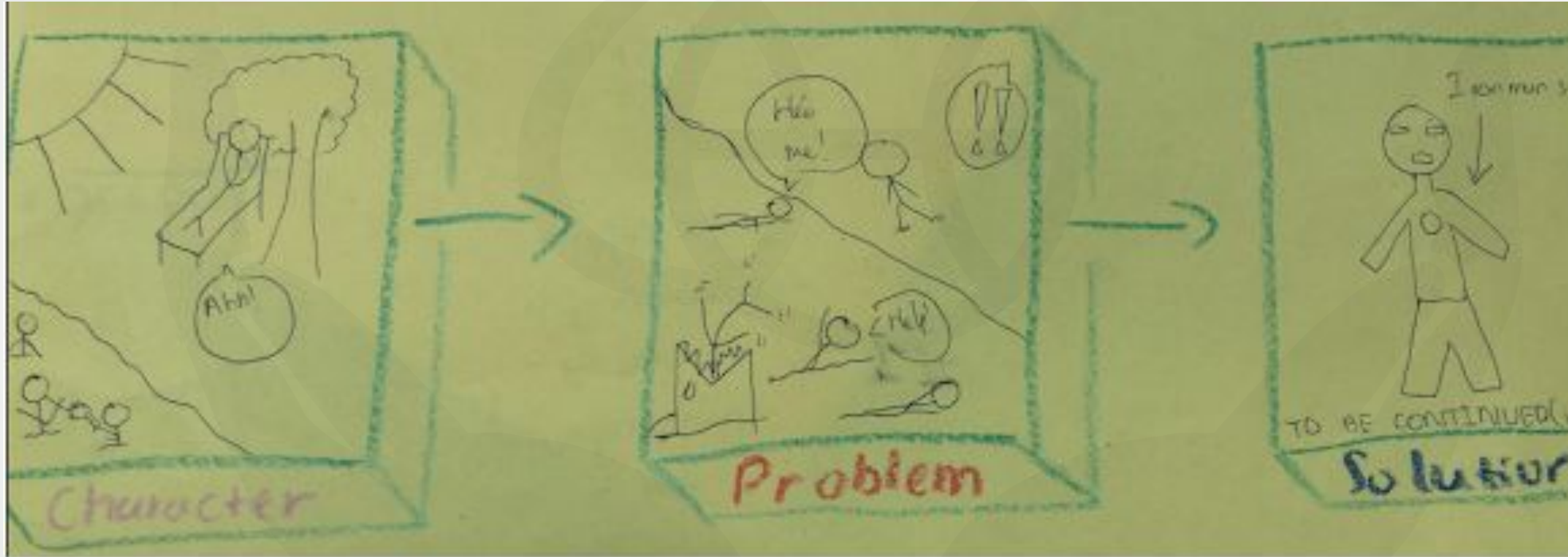


Solution





Yola's Junior Students



Yola's Junior Students




Writing Prompts


First line starter:

“The waves crashed against the sand. I plopped my back down and spread out my towel. It was going to be a wonderful day. Just then...”


- Draw a picture in each square to continue the story and then write what happened under each section.
- Now work in pairs, show your pictures. Take turns guessing your partner's story




Setting and
characters



Problem




Solution





Tools to create these prompts

tion: Trusted



- Children's Section
- Random First Line
- Plot Generator
- NEW:** Murder Plot Generator
- NEW:** Fantasy Plot Generator
- Random Dialogue
- What If? Scenario
- Character Generator
- NEW:** Character Rounding
- Random Subject
- Quick Plot
- Story Title
- Create A Setting
- Take Three Nouns
- Random Words
- Random Exercises
- Rhyming Dictionary
- Town Name Generator
- Famous Film Plots
- Image Generator
- Random Character Traits

Random First Line Prompts

The aim of these writing prompts is to spark off a short story. When you press the button, a random first line for a story will be generated.

Generate a First Line

He wanted her job and it would be easy enough to

Copy to clipboard

Quick Links:




My Life in a Film

“Imagine you are going to make a film about your life. Choose 5 events you would like to include. Draw and write some notes in the film strips below. Then write a paragraph to tell your film.”

My life in film

Early days...
Then...
Later...
Big Decision...
Now...

(XERRI & VASSALLO, 2016, p.51)





My Life in a Film

“Imagine you are going to make a film about your life. Choose 5 events you would like to include. Draw and write some notes in the film strips below. Then write a paragraph to tell your film.”

tion: Trusted



Imagine you are going to make a film about your life. Choose 5 events you would like to improve. Draw and write some notes in the film strips beside. Then write about it, using adverbial clauses.

Early days, I was very bad at math and always had bad score in math's test. Then one day, my teacher called my dad and talked about all of my test, and ofcourse, my dad was angry about that because I always hide my test and didn't let he know. Later, he disappointed about me and told me to rest to the tutor class. I made a big decision, I decided to went to the math class with my friends. And after tried hard to good at math, I still stupid at math, and my score even got lower. =))))




Collaborative Writing



Listening to a mix of sounds, write down what sound you can hear and *speculate what happened in the house.*

- Write the setting of the story in 60 seconds
- Pass the paper to the next students, get another paper from the other student and continue the story
- Pass the paper to the next student and now write the ending for the story you get in 2 minutes






Creative Writing



- Think differently
- Withhold information
- Add funny elements
- Make unexpected ending



Think - Pair - Share

Share 1 activity you will apply in your future writing session with the teacher on your left.

Q & A

References

- Jones, L. (2008). *Let's Talk* (2nd ed.). Cambridge University Press.
- Xerri, D., & Vassallo, O. (Eds.). (2016). *Creativity in English Language Teaching* [E-book]. ELT Council.
- *Oxford University Press ELT (February, 2015)*
<https://oupeltglobalblog.com/2015/02/11/teachers-tell-us-the-top-writing-challenges-they-face-in-the-classroom>