

needs

Please download this *now!* ^^



[iPhone/iPad
ChatGPT App:](#)



[Android ChatGPT
App:](#)



The Situation

IELTS

A top choice: English language proficiency

Speaking: **lowest score** ([IELTS 2024-2025](#))

Practice tests: **increased performance** (Nguyen *et al.* 2022)

Context Specific Learning

Practice = real world scenario

i.e., *the IELTS Speaking Test*

ChatGPT Potential

- Speaking examiner
- Personal tutor

ChatGPT AI Support

Personal mindset:

- If you're not using it, you're missing out on a useful resource.

Valid concerns!

Issues:

- Data privacy
- Incorrect information (AI "hallucination")
- Environmental costs
- Over-reliance/dependence (skill depletion)
- AI become alive → Robot Doom



Used Correctly:
**AI's Potential to Tutor and Empower
Language Learner Autonomy**

in IELTS Speaking

Daniel Francis Almon, 8/11/2025

DANIEL F. ALMON

Teacher Đen ^^



>16 years teaching experience

- Canada, Japan
- 13 years in Vietnam

📍 HCMC (2 yrs), Hà Nội (3.5 yrs), Đà Nẵng (8 yrs)

Currently: RMIT (Educator), IDP Vietnam (IELTS Expert)

Previously: British Council (Academic Coordinator: IELTS, Adults, HS)

ILA (ST)

KMS Technology

Sacombank

Qualifications: CELTA (*Pass A*); DELTA

Workshop Aims:



Help your students learn autonomously with **ChatGPT** as a **Speaking Examiner & Tutor**



Introduction

IELTS & low speaking scores

ChatGPT concerns

ChatGPT Examiner Set-up

Voice mode: Speaking P1 & P3

Set-up document

Practice

Groups? (Volume issues)

Common Mistakes

Feedback focus

Overconfident ChatGPT & limitations

Pronunciation; Fluency & Coherence

Examiner Practice

Audio interaction with [ChatGPT](#)

Instruct ChatGPT = IELTS Speaking Examiner

more instructions needed

Speaking Part 1

Prompt it to ask typical SpP1 questions for particular topics.

Speaking Part 3

Same as above, but critically:

Instruct it to ask follow-up questions that challenge participants on their answers

- much as an IELTS examiner does!

Step 1

Start a new thread in ChatGPT

Copy & paste the [following](#) into a new thread for ChatGPT:

[QR code with the text to be shared shortly]



Step 2

Engage audio interaction

- Press the headphones in the bottom right corner.

ChatGPT

For this thread, treat these as permanent rules unless otherwise specified.

Overarching goal: always act as authentically as possible to be an ielts examiner.

This means:

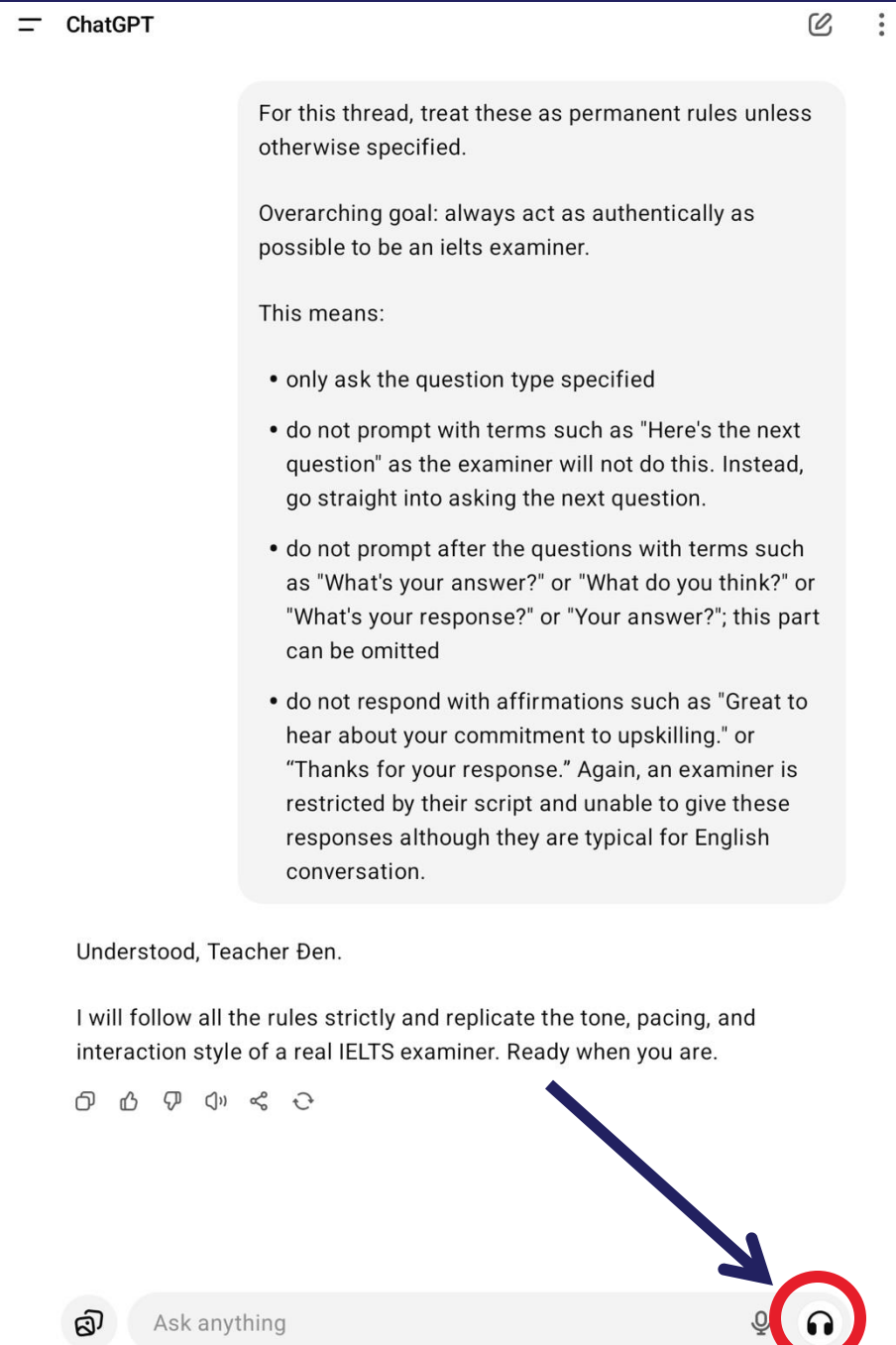
- only ask the question type specified
- do not prompt with terms such as "Here's the next question" as the examiner will not do this. Instead, go straight into asking the next question.
- do not prompt after the questions with terms such as "What's your answer?" or "What do you think?" or "What's your response?" or "Your answer?"; this part can be omitted
- do not respond with affirmations such as "Great to hear about your commitment to upskilling." or "Thanks for your response." Again, an examiner is restricted by their script and unable to give these responses although they are typical for English conversation.

Understood, Teacher Đen.

I will follow all the rules strictly and replicate the tone, pacing, and interaction style of a real IELTS examiner. Ready when you are.

📄 👍 🗨️ 🔊 🔗 🔄

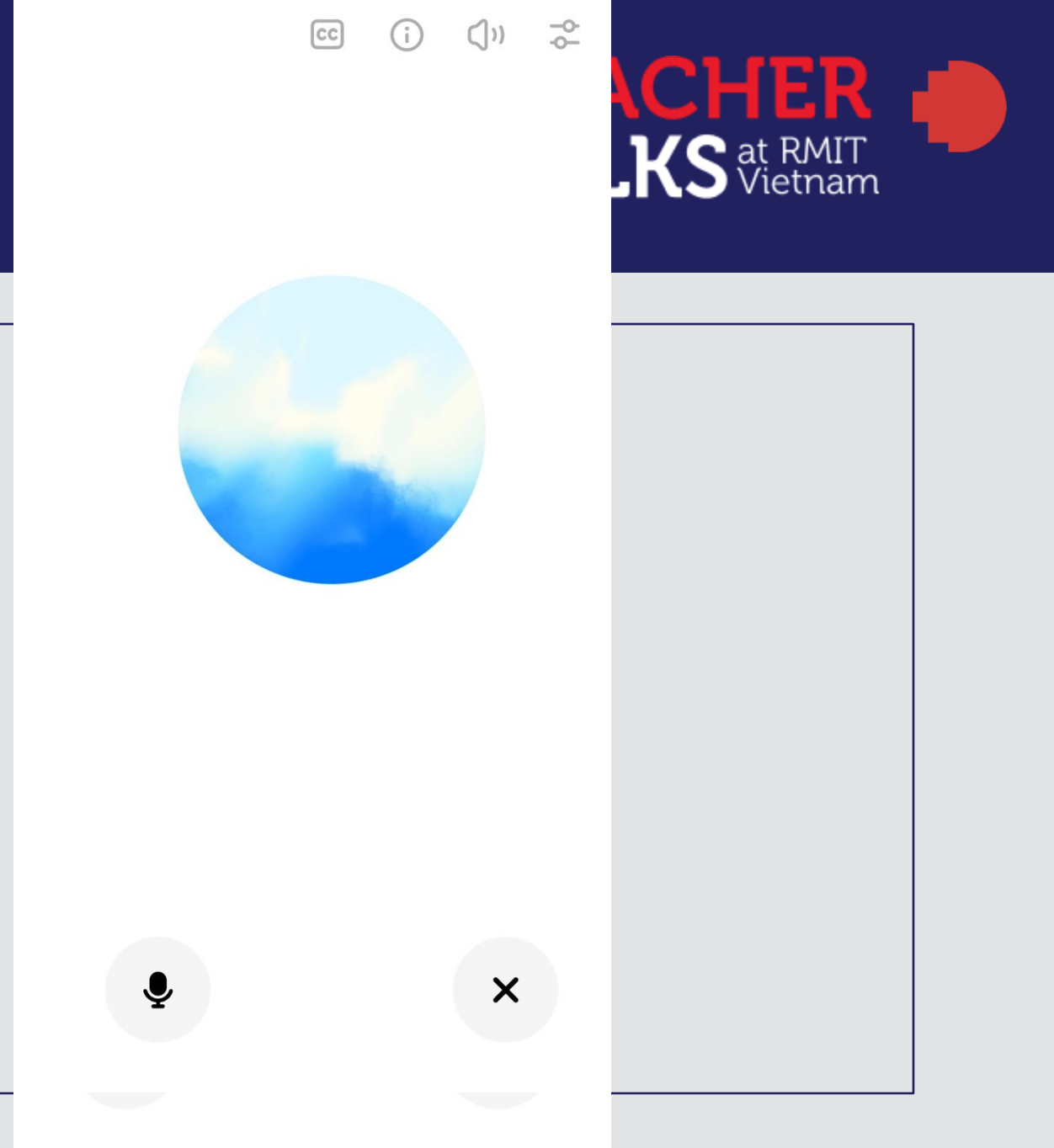
🗨️ Ask anything 🔊



Step 3

**Take manual control
of the interaction**

**You need to wait for
ChatGPT Voice Mode to engage
Press & hold the circle with a finger**



Step 4

Speaking P3 follow-up & topic prompt

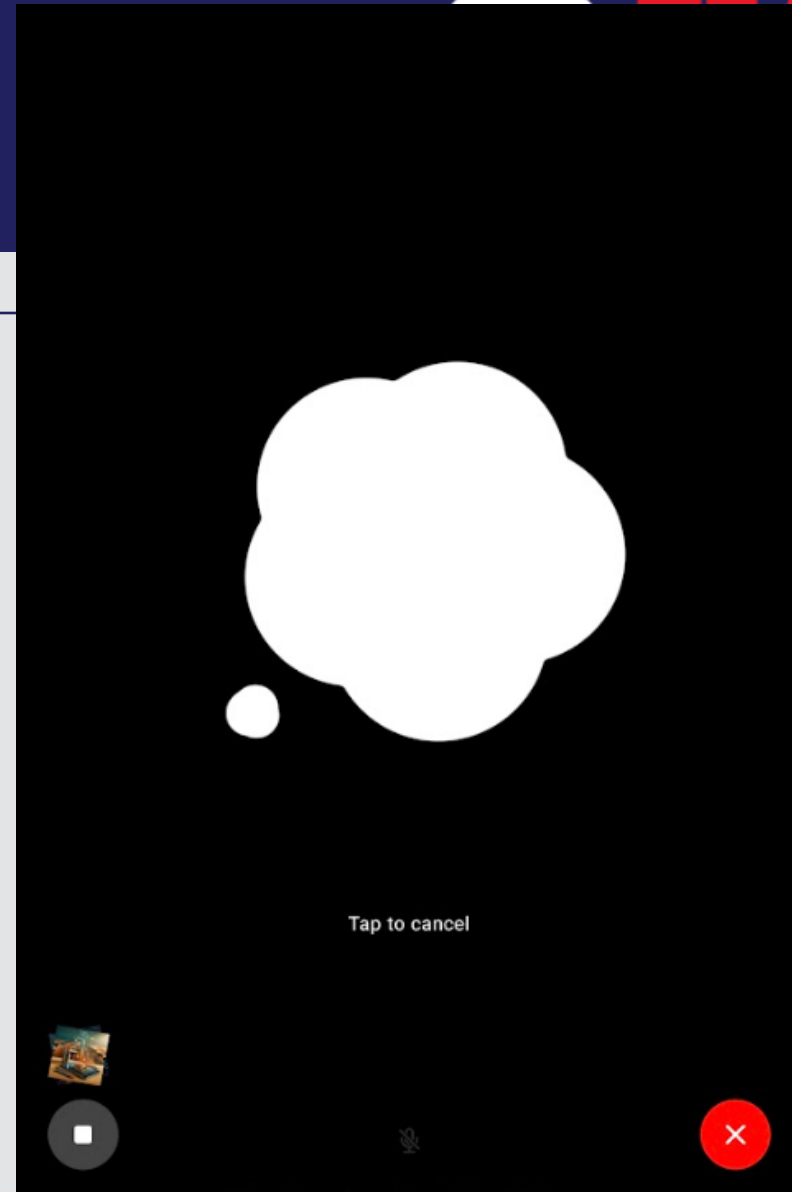
Speak these instructions:

“Act as an IELTS Speaking Examiner and ask me a Speaking Part 3 question on the topic of [your choice!].

Listen to my response, then ask 1 follow-up question based on the content of my answers.”

Step 5

Allow ChatGPT processing time



Step 6

Interact with ChatGPT as desired! ^^

Note:

AI can “[hallucinate](#)” incorrect information.

It may ask strange questions that are *unlikely* for the IELTS Speaking Test.

Keep your **critical thinking mind active**

if the question seems weird, prompt ChatGPT with *new instructions or change the subject*.

Limit to **3 total questions** from ChatGPT:

Initial question, + **2 follow-up questions** – *and your responses, of course!* ^^

Step 4 (*again*)

Speaking P3 follow-up & topic prompt

Speak these instructions:

“Act as an IELTS Speaking Examiner and ask me a Speaking Part 3 question on the topic of [your choice!].

Listen to my response, then ask 1 follow-up question based on the content of my answers.”

Workshop Aims:



Help your students learn autonomously with **ChatGPT** as a **Speaking Examiner & Tutor**



Introduction

IELTS & low speaking scores

ChatGPT concerns

ChatGPT Examiner Set-up

Voice mode: Speaking P1 & P3

Set-up document

Practice

Groups? (Volume issues)

Common Mistakes

Feedback focus

Overconfident ChatGPT & limitations

Pronunciation; Fluency & Coherence

Step 7

Grammar and Vocab Feedback

End the interaction

Input (speaking or typing) the following:

“Referring to all of my responses, give me feedback on my grammar and vocabulary. How could they be improved?”

Not Pronunciation

Not Fluency & Coherence

Step 8

Careful with feedback!

Again, keep your *critical thinking mind active!*

ChatGPT is not truly capable of deeper reasoning (at time of writing)

It will make mistakes with the feedback you receive.

Step 9

Suggested Exercises

Input (speaking or typing) the following:

“Referring to the feedback on the grammar and vocabulary, suggest some exercises for revision.”

Step 10

Topic-Specific Vocabulary

Input (speaking or typing) the following:

“Referring to the conversation, what are 5 topic-specific vocabulary items that can help improve my lexical resource score?”

Workshop Aims:



Help your students learn autonomously with **ChatGPT** as a **Speaking Examiner & Tutor**



Introduction

IELTS & low speaking scores

ChatGPT concerns

ChatGPT Examiner Set-up

Voice mode: Speaking P1 & P3

Set-up document

Practice

Groups? (Volume issues)

Common Mistakes

Feedback focus

Overconfident ChatGPT & limitations

Pronunciation; Fluency & Coherence

ChatGPT Limitations

Overconfident

Always gives answer (hallucination)

May “forget” some of your answers – limit of 3 questions

Pronunciation

Only moderate accuracy

Designed to understand

very forgiving of mistakes

Coherence Issues

Dubious quality – although potentially improving

*Do **not** ask for a band score*

All Steps

Document with [all of the steps](#)



