
Scanning for Success!


Using QR codes to facilitate student-centred learning.

John King (MA)

Senior Educator, Curriculum Specialist

SEUP, RMIT Vietnam


john.king@rmit.edu.vn



Scanning for Success!

Workshop overview

1. QR Roundtable
2. Quality Resources
3. Questions and Reflection
4. Quick Rundown
5. Queries and Recommendations





Scanning for Success!

QR Roundtable

Discuss these questions with the people near you!

1. Have you used or seen QR codes in classroom activities before?
2. What activities or parts of a lesson could we use QR codes for?
3. What might make using QR codes in the classroom difficult?



Scanning for Success!

Quality Resources



Picture 1.
Runner

1. What can you **see** in your picture?
2. What **theme** or **topic** could we be talking about today?
3. How might your pictures be **connected**?



Picture 2.
Reading

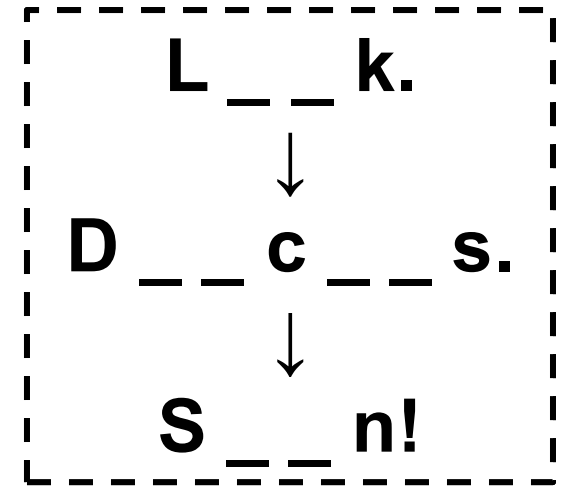


Scanning for Success!

Quality Resources

Look at the example activities on your table and talk to your group!

1. What is happening in the activity?
2. How does using QR codes help increase participation and autonomy?
3. How might you use or develop this type of activity in your lessons?





Scanning for Success!

Questions and Reflections

Share your thoughts and ideas with the people near you!

1. Which activities did you find most useful or interesting?
2. Were there any activities you could adapt for your lessons?
3. How can QR codes help create a more student-centred classroom?





Scanning for Success!

Quick Rundown

Here are some practical tips from my own classroom experience!

- Useful websites: qr-code-generator.com / qrcode-monkey.com
- ✓ Check QR codes and file access settings before class.
- ✓ Give clear instructions with clear expectations.
- ✓ Be patient and ready to adapt.



Scanning for Success!

Queries and Recommendations

- Do you have any questions about anything we talked about today?
- Do you have any other ideas or advice about using QR codes in the classroom?

